

How to:

Access the APA research portal from the mobile app

Contents

Step 1 – Create an account	2
Step 2 – Download the app.....	3
Step 3 – Sign into the app.....	4
About the app.....	5

Step 1 – Create an account

- Visit: <https://australian.physio/research/research-portal> (you must be logged into your membership account to access this page)
- Click 'sign in'

The screenshot shows the top navigation bar of the Australian Physiotherapy Association website. The 'Sign In' button is highlighted with an orange box. Below the navigation bar is the 'Research portal' section. The main search area includes a search bar with the text 'Enter any words to find books, journals and more' and a 'Search' button. Below the search bar are links for 'Search Options', 'Basic Search', 'Advanced Search', and 'Search History'. The 'Search Options' panel is expanded, showing 'Search Modes and Expanders' with radio buttons for 'Boolean/Phrase', 'Find all my search terms', 'Find any of my search terms', and 'SmartText Searching'. There are also checkboxes for 'Apply related words', 'Also search within the full text of the articles', and 'Apply equivalent subjects'. The 'Limit your results' section has checkboxes for 'Full Text', 'Abstract Available', 'References Available', and 'Published Date'. A 'Reset' button is located in the top right corner of the search options panel.

- Click 'sign up' (if the sign-up page doesn't load, right click 'sign up' and open the link in a new tab/window)

The screenshot shows the EBSCO 'Welcome back' sign-in page. The 'Sign up' link is highlighted with an orange box. Below the sign-in form are links for 'Help', 'Disclaimer', 'Privacy policy', and 'Terms of use'. The footer includes the text '© 2022 EBSCO Industries, Inc. All rights reserved'.

- Fill in the account information and create your research portal account (**this is what you will use to sign into the mobile app**)

Create your account

Already have an account? [Sign in.](#)

Continue with Google

or continue with email

First name

Last name (optional)

Email address

Create password [Show](#)

X One number
X One special character
X Do not include email address

X Six character minimum
X Do not include username
X Do not include common phrases

Personal data retention and usage

☐ Yes, I consent to the collection of this personalized data which will allow EBSCO to provide me with a personal account. I understand the processing of my personal data is covered under my institution's contract with EBSCO. I acknowledge that EBSCO will collect and process my personal data including the categories and purposes of use for such data as described in EBSCO's [Privacy policy](#) and [What information is collected and how it is used.](#)

Create account

Account benefits

Sync with the mobile app
Take your research on the go. Search, read and listen in the app!
[iOS](#) | [Android](#)

Download eBooks
Access thousands of eBook titles to read and download.

Create projects
Keep your research organized within custom projects.

Save your research
Never lose your search queries, or documents again.

Step 2 – Download the app


Scan the QR code or click the relevant link to access the app:

- [iOS](#)
- [Android](#)

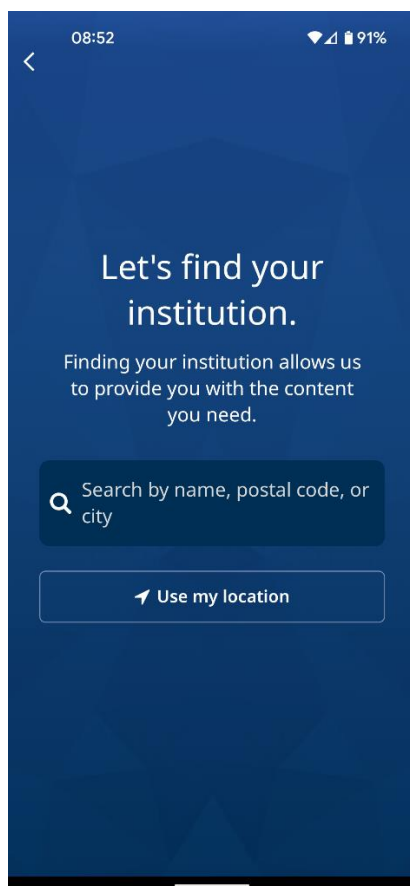


Step 3 – Sign into the app

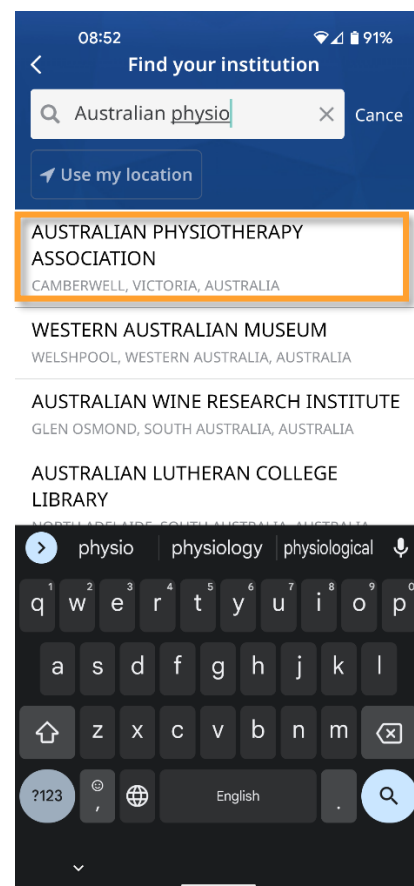
Follow the prompts on the app to sign in:



Click 'get started'



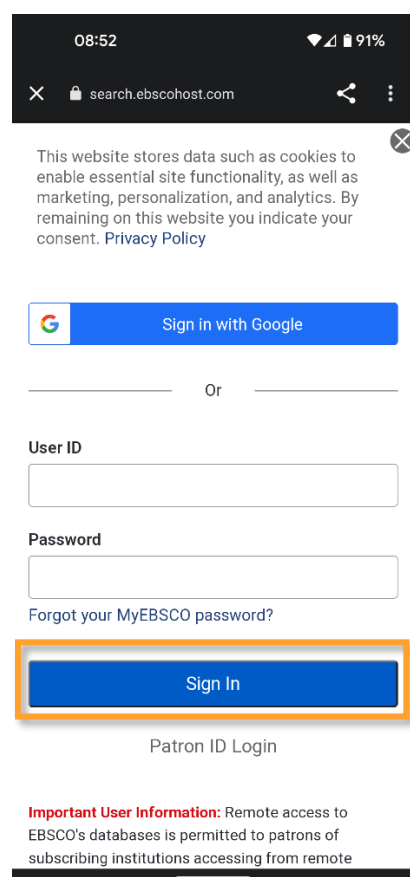
Start typing 'Australian Physiotherapy Association'



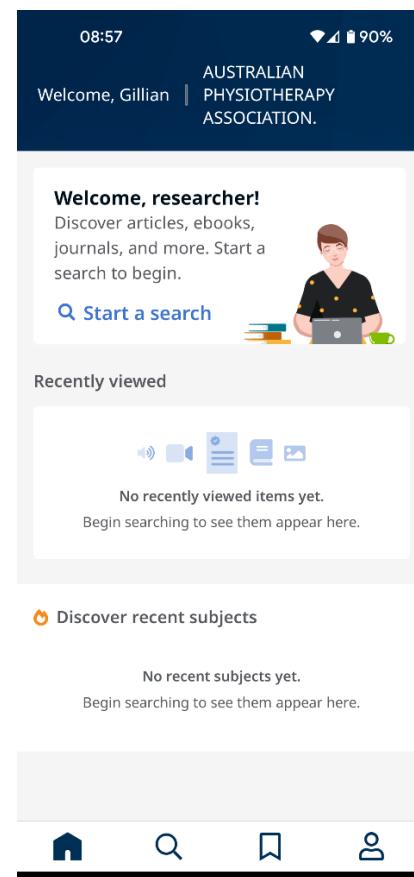
Select Australian Physiotherapy Association Camberwell, Victoria



Click 'connect your institution'



Sign in using the credentials you created in Step 1



Begin researching!

About the app

EBSCO Mobile App — Research Anytime, Anywhere

Free and available to all *EBSCO Discovery Service* (EDS) and *EBSCOhost* users, the EBSCO Mobile app gives users ubiquitous access to the library's content, surfacing search results across the library's EBSCO subscriptions. The EBSCO Mobile app expands the reach of the library by making research quickly available via an easy-to-use interface to users wherever they might be.

A Pocket-Sized, Multi-Function Library Access Tool

- ✓ **Search quickly and make research progress**
Designed for efficiency, the app features mobile-friendly displays for searching, scanning results, liking and sharing. The app also displays recent searches and recently viewed items.
- ✓ **Discover new content based on previous activity**
Users can serendipitously find new content in their areas of interest using the Discover Recent Subjects feature, which is generated dynamically based on previous activity.
- ✓ **Stay organized with cross-device synchronization**
Researchers can jump into any step in the research process, search for articles on the go, use sharing tools and save their articles synchronously across mobile and desktop.
- ✓ **Open a door into the library**
With the built-in **Find My Organization** feature, users can search for or geolocate their institution and utilize the library's preferred authentication method for easy access.
- ✓ **Read or listen anytime, anywhere**
Users can read or listen to the content they discover, link to external full-text content, view in PDF and HTML and download and read *EBSCO eBooks*.
- ✓ **No need to log in every time**
After the user has logged in for the first time, they don't need to log in on subsequent sessions. This lets the user get right to work every time.

For more information visit [EBSCO Mobile App](#)